

## D5 & D6 LVDT Displacement Transducer

- Infinite resolution
- High cycle life
- Stainless steel
- High accuracy
- Miniature



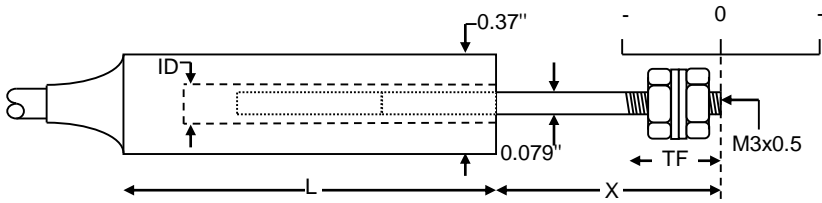
These transducers are for displacement / position measurement. They make an accurate position measurement of the movement of the armature (the sliding part) relative to the body of the displacement transducer.

This transducer uses the Linear Variable Differential Transformer (LVDT) principle which means that it is probably the most robust and reliable position sensor type available. The strength of the LVDT sensor's principle is that there is no electrical contact across the transducer position sensing element which for the user of the sensor means clean data, infinite resolution and a very long life.

The LVDTs are available as either unguided or spring return versions.

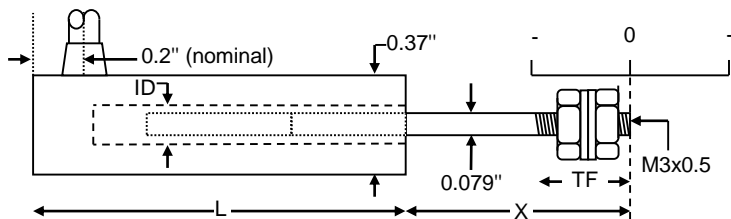
### Unguided version.

On our unguided LVDTs the armature assembly is a separate component, to make a measurement the user must guide the armature inside the body without touching the sides. Unguided position measurement transducers are appropriate where external guidance is available and give truly non-contact operation



End (axial) exit cable.

Type	Range	Linearity error (% F.S.)	L	X (nom)	ID	Total weight	Armature weight	TF	Inward over-travel	Sensitivity (nom)
D5/25HK	±0.65mm (±0.025")	<±0.5/±0.25	1.38"	1.1"	0.125"	0.5oz	0.05oz	0.75"	0.31"	43mV/V
D6/02500U	±2.5mm (±0.1")	<±0.5/±0.25/±0.1	1.69"	0.8"	0.114"	0.6oz	0.06oz	0.60"	0.06"	375mV/V
D6/05000U	±5mm (±0.2")	<±0.5/±0.25/±0.1	2.20"	1.0"	0.114"	0.7oz	0.06oz	0.73"	0.08"	700mV/V
D5/300HK	±7.5mm (±0.3")	<±0.5/±0.25/±0.1	2.28"	1.2"	0.100"	0.7oz	0.06oz	0.73"	0.15"	502mV/V
D5/400HK	±10mm (±0.4")	<±0.5/±0.25	2.48"	1.3"	0.100"	0.9oz	0.07oz	0.73"	0.17"	576mV/V
MD5/500HK	±12.5mm (±0.5")	<±0.5/±0.25	3.11"	1.4"	0.100"	1.2oz	0.08oz	0.73"	0.17"	775mV/V
MD5/1000HK	±25mm (±1")	<±0.5/±0.25	4.50"	1.9"	0.100"	1.2oz	0.11oz	0.72"	0.16"	475mV/V
MD5/2000HK	±50mm (±2")	<±0.5/±0.25	8.25"	2.9"	0.100"	2.2oz	0.19oz	0.73"	0.20"	535mV/V
MD5/3000HK	±75mm (±3")	<±0.5/±0.25	11.75"	3.9"	0.100"	3.1oz	0.26oz	0.73"	0.20"	525mV/V

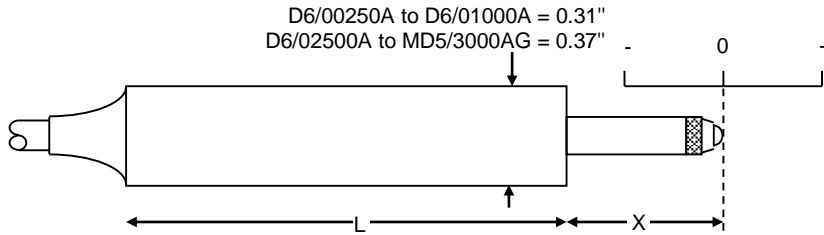


Side (radial) exit cable.

Type	Range	Linearity error (% F.S.)	L	X (nom)	ID	Total weight	Armature weight	TF	Inward over-travel	Sensitivity (nom)
D6/02500URA	±2.5mm (±0.1")	<±0.5/±0.25/±0.1	1.77"	0.8"	0.115"	0.6oz	0.06oz	0.60"	0.06"	375mV/V
D6/05000URA	±5mm (±0.2")	<±0.5/±0.25/±0.1	2.34"	1.0"	0.115"	0.7oz	0.06oz	0.73"	0.08"	700mV/V
D5/300HKRA	±7.5mm (±0.3")	<±0.5/±0.25/±0.1	2.37"	1.2"	0.100"	0.7oz	0.06oz	0.73"	0.15"	502mV/V
D5/400HKRA	±10mm (±0.4")	<±0.5/±0.25	2.57"	1.3"	0.100"	0.9oz	0.07oz	0.73"	0.17"	576mV/V
MD5/500HKRA	±12.5mm (±0.5")	<±0.5/±0.25	3.20"	1.4"	0.100"	1.2oz	0.08oz	0.73"	0.17"	775mV/V
MD5/1000HKRA	±25mm (±1")	<±0.5/±0.25	4.59"	1.9"	0.100"	1.2oz	0.11oz	0.73"	0.16"	475mV/V
MD5/2000HKRA	±50mm (±2")	<±0.5/±0.25	8.34"	2.9"	0.100"	2.2oz	0.19oz	0.73"	0.20"	535mV/V
MD5/3000HKRA	±75mm (±3")	<±0.5/±0.25	11.84"	3.9"	0.100"	3.1oz	0.26oz	0.73"	0.20"	525mV/V

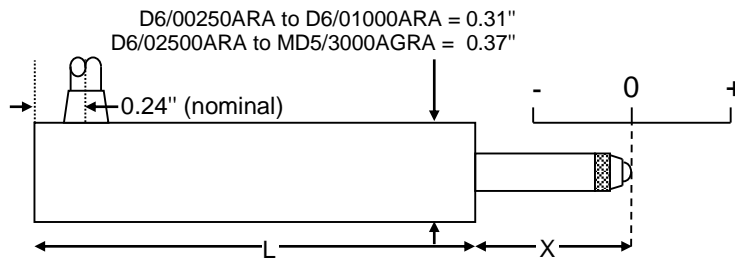
# Spring return version.

Our spring displacement transducer has bearings to guide the armature inside the measurement sensor and a spring which pushes the armature to the fully out position. Spring return LVDTs are appropriate where it is not possible to connect the transducer armature to the moving component being measured.



End (axial) exit cable.

Type	Range	Linearity error (% F.S.)	L	X (nom)	Total weight	Spring force at X	Spring rate	Inward over-travel	Outward over-travel	Sensitivity (nom)
D6/00250A	±0.25mm (±0.01")	<±0.5/±0.25	1.94"	0.5"	0.4oz	2oz	11oz/inch	0.02"	0.02"	38mV/V
D6/00500A	±0.5mm (±0.02")	<±0.5/±0.25	1.94"	0.5"	0.4oz	2oz	11oz/inch	0.01"	0.01"	75mV/V
D6/01000A	±1mm (±0.04")	<±0.5/±0.25/±0.1	2.06"	0.5"	0.4oz	1oz	11oz/inch	0.07"	0.03"	150mV/V
D6/02500A	±2.5mm (±0.1")	<±0.5/±0.25/±0.1	2.39"	0.5"	0.9oz	3oz	9oz/inch	0.05"	0.05"	375mV/V
D6/05000A	±5mm (±0.2")	<±0.5/±0.25/±0.1	3.08"	0.5"	1.1oz	3oz	7oz/inch	0.04"	0.05"	700mV/V
D5/300AG	±7.5mm (±0.3")	<±0.5/±0.25/±0.1	3.44"	0.6"	1.2oz	4oz	6oz/inch	0.04"	0.06"	502mV/V
D5/400AG	±10mm (±0.4")	<±0.5/±0.25	3.88"	0.7"	1.4oz	5oz	4oz/inch	0.10"	0.05"	576mV/V
MD5/500AG	±12.5mm (±0.5")	<±0.5/±0.25	4.76"	0.9"	1.7oz	5oz	4oz/inch	0.10"	0.05"	775mV/V
MD5/1000AG	±25mm (±1")	<±0.5/±0.25	7.56"	1.4"	2.7oz	10oz	4oz/inch	0.05"	0.11"	475mV/V
MD5/2000AG	±50mm (±2")	<±0.5/±0.25	13.74"	2.6"	4.9oz	1lbs	4oz/inch	0.17"	0.13"	535mV/V
MD5/3000AG	±75mm (±3")	<±0.5/±0.25	20.67"	3.9"	7.3oz	1lbs	3oz/inch	0.20"	0.20"	525mV/V



Side (radial) exit cable.

Type	Range	Linearity error (% F.S.)	L	X (nom)	Total weight	Spring force at X	Spring rate	Inward over-travel	Outward over-travel	Sensitivity (nom)
D6/00250ARA	±0.25mm (±0.01")	<±0.5/±0.25	1.98"	0.5"	0.4oz	2oz	11oz/inch	0.02"	0.02"	38mV/V
D6/00500ARA	±0.5mm (±0.02")	<±0.5/±0.25	1.98"	0.5"	0.4oz	2oz	11oz/inch	0.01"	0.01"	75mV/V
D6/01000ARA	±1mm (±0.04")	<±0.5/±0.25/±0.1	2.10"	0.5"	0.4oz	1oz	11oz/inch	0.07"	0.03"	150mV/V
D6/02500ARA	±2.5mm (±0.1")	<±0.5/±0.25/±0.1	2.50"	0.5"	0.9oz	3oz	9oz/inch	0.05"	0.05"	375mV/V
D6/05000ARA	±5mm (±0.2")	<±0.5/±0.25/±0.1	3.27"	0.5"	1.1oz	3oz	7oz/inch	0.04"	0.05"	700mV/V
D5/300AGRA	±7.5mm (±0.3")	<±0.5/±0.25/±0.1	3.54"	0.6"	1.2oz	4oz	6oz/inch	0.04"	0.06"	502mV/V
D5/400AGRA	±10mm (±0.4")	<±0.5/±0.25	4.00"	0.7"	1.4oz	5oz	4oz/inch	0.10"	0.05"	576mV/V
MD5/500AGRA	±12.5mm (±0.5")	<±0.5/±0.25	4.88"	0.9"	1.7oz	5oz	4oz/inch	0.10"	0.05"	775mV/V
MD5/1000AGRA	±25mm (±1")	<±0.5/±0.25	7.68"	1.4"	2.7oz	10oz	4oz/inch	0.05"	0.11"	535mV/V
MD5/2000AGRA	±50mm (±2")	<±0.5/±0.25	13.82"	2.6"	4.9oz	1lbs	4oz/inch	0.17"	0.13"	535mV/V
MD5/3000AGRA	±75mm (±3")	<±0.5/±0.25	20.75"	3.9"	7.3oz	1lbs	3oz/inch	0.20"	0.20"	525mV/V

Specification	
Excitation/supply (acceptable)	0.5V to 7V rms, 2kHz to 10kHz (sinusoidal)
Excitation/supply (calibrated)	5V rms, 5kHz (sinusoidal)
Output load	100k Ohms
Temperature coefficient (span)	±0.006% F.S. /°F (typical)
Operating temperature range	-4°F to 257°F
Electrical termination	6.6ft (integral cable) Longer available to order.

Position  
Pressure  
Load Cells  
Displacement  
Instrumentation  
Special Custom Designs



Due to our policy of on-going development, specifications may change without notice. Any modification may affect some or all of the specifications for our equipment.

All dimensions and specifications are nominal.

RDP Electrosense  
2216 Pottstown Pike  
Pottstown, PA 19465  
USA  
Tel: 610-469-0850  
Tel: 800-334-5838  
Fax: 610-469-0852  
Email: [info@rdpe.com](mailto:info@rdpe.com)

Position  
Pressure  
Load Cells  
Displacement  
Instrumentation  
Special Custom Designs