


DR7 DIN Rail Mounting Amplifier

- LVDT amplifier
- Strain gauge transducer amplifier
- Simple trimpot controls
- Voltage / 4-20mA output
- DIN rail mounting Amplifier
- Supply/output isolation

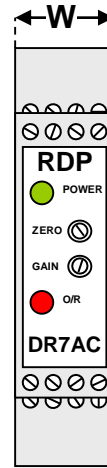
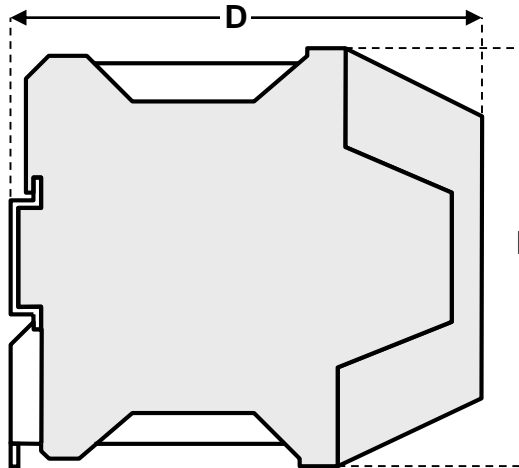


The DR7 is a DIN rail mounting amplifier designed to install in suitable cabinets along with other similar devices.

To reduce electrical noise, system problems and the risk of accidental damage the DR7 has full isolation between supply and output.

A wide supply voltage tolerance and selectable excitation ensure that the DR7 is compatible with a very wide selection of transducers and applications.

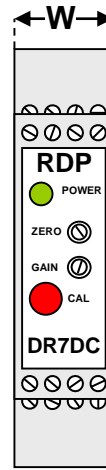
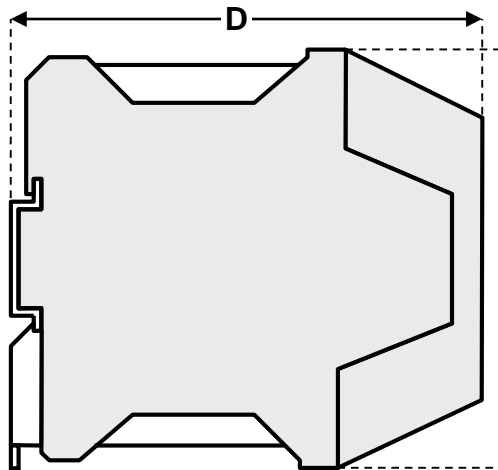
DR7AC dc powered LVDT transducer amplifier.



Dimensions	
D	4.51"
H	3.90"
W	0.89"

Compatible with	Any standard RDP LVDT (without integral electronics) LIN & PY When fitted with two 1k Ohm bridge completion resistors (Does not provide analogue voltage linearisation for PY) Most LVDTs from any manufacturer
Supply voltage	9V to 36V dc, 250mA
Transducer excitation	1/3V (user selectable), 25mA 3/5kHz (user selectable)
Output details	0 to 10V, 5mA (isolated) ±10V, 5mA (isolated) 4-20mA (loop resistance 100 Ohms to 500 Ohms) (isolated)
Signal input range	20mV to 4V
Linearity error	±0.1% F.S.
Electrical output bandwidth	0 to 250Hz
Output ripple	5mV rms typical / 20uA rms typical
Input impedance	±130k Ohms
Temperature coefficient (combined zero and span)	±0.006% F.S. /°F minimum
Operating temperature range	14°F to 140°F
Total weight	4.4oz

DR7DC dc powered strain gauge transducer amplifier.



Dimensions	
D	4.51"
H	3.90"
W	0.89"

Compatible with	Most full bridge strain gauge transducers
Supply voltage	9V to 36V dc, 120mA typical
Transducer excitation	3 to 10V (user selectable), 100mA maximum
Output details	0 to 10V, 5mA (isolated) ±10V, 5mA (isolated) 4-20mA (loop resistance 100 Ohms to 500 Ohms) (isolated)
Signal input range	4mV to 10V
Linearity error	±0.02% F.S.
Electrical output bandwidth	0 to 5k/500/20Hz(user selectable)
Output ripple	5mV rms typical / 20uA rms typical
Input impedance	10MOhms minimum
Temperature coefficient (combined zero and span)	±0.003% F.S. /°F minimum
Operating temperature range	14°F to 140°F
Total weight	4.6oz

All dimensions and specifications are nominal.

Due to our policy of on-going development, specifications may change without notice. Any modification may affect some or all of the specifications for our equipment.

RDP Electrosense
 2216 Pottstown Pike
 Pottstown, PA 19465
 USA
 Tel: 610-469-0850
 Tel: 800-334-5838
 Fax: 610-469-0852
 Email: info@rdpe.com